




**KNOB & ROSETTE COMBINATIONS**

Choose a knob and refer to page 3 for corresponding latches and available finishes



PUSH BUTTON LATCHES

SIMON



**Technical Equipment Supplies**  
marine, joinery and kitchen hardware specialists

phone: +64 9 444 9914  
fax: +64 9 444 5799  
email: [info@technicalequipment.co.nz](mailto:info@technicalequipment.co.nz)

# SIMON

**KNOB & ROSETTE COMBINATIONS**  
Continued...



\*Inlay shown in picture is for demonstration purposes only, knob comes with recess ready to fit an appropriate inlay.

PUSH BUTTON LATCHES

SIMON



**Technical Equipment Supplies**  
marine, joinery and kitchen hardware specialists

phone:

+64 9 444 9914

fax:

+64 9 444 5799

email:

info@technicalequipment.co.nz

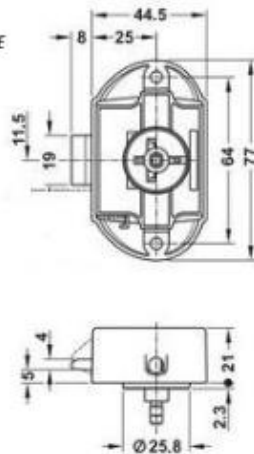


**FINISHES AVAILABLE**

The finishes available depend on the material of the knob:

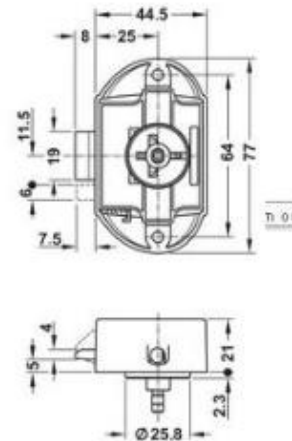
**SIMON LATCH**

- SIMLATCHSATNEW SATIN CHROME
- SIMLATCHBRNNEW BROWN
- SIMLATCHWHNEW WHITE



**SATIN CHROME WITH CATCH**

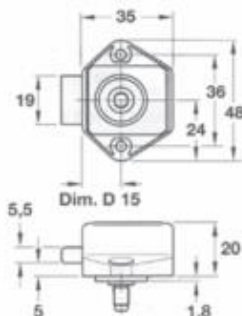
SIMSLAMSAT



**TECH LATCH**

Panel thickness: 16 / 17mm

- TECHLATCHBRN
- TECHLATCHCHR
- TECHLATCHSATCHR
- TECHLATCHSHWH



- 810.B
- White
- 70mm x 45mm

**ESPAGNOLETTE ACCESSORIES**

Espagnolette accessories are used with the espagnolette latch to create a remote latching system.



PEG PLATE  
10-22657708



ROD GUIDE  
10-23971619



CATCH HOOK  
10-22630761

Can be supplied with 6mm diameter rod: Chrome plated steel - 1000 or 1500mm lengths.

Flat must be machined at each end for self supplied rod.

